



# The Parents' Guide to Google Classroom

# What is Google Classroom?

Think of Google Classroom (GC) as your child's digital link to learning.

Teachers use GC to share assignments, homework, newsletters, and much more with students AND parents!



# Getting Started



Your child was provided with a secure login and password that is unique to them.

Check with his/her teacher to obtain this private information!

# Getting Started



1

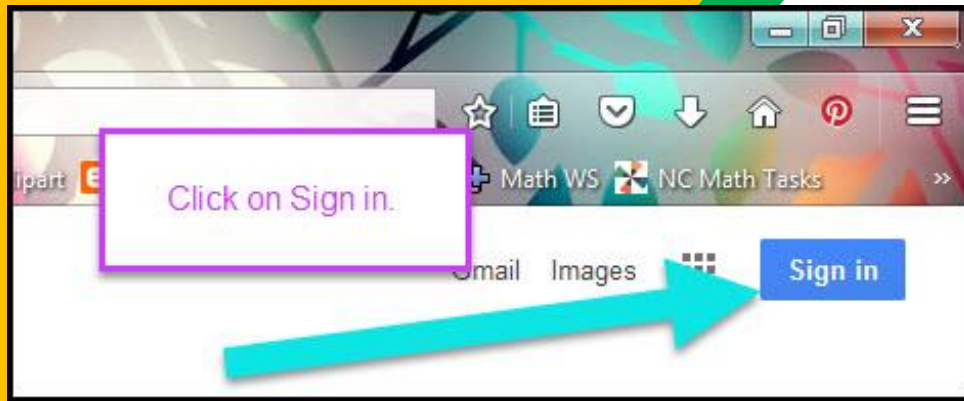
Click on the [Google Chrome](#) browser icon.

# Getting Started



2 Type [www.google.com](http://www.google.com) into your web address bar.

# Getting Started



3

Click on [SIGN IN](#) in the upper right hand corner of the browser window.

# Getting Started

Google

Hi Tanya  
bratton@opsb.info

Enter your password

Forgot password?

NEXT

Click on Next

4

Type in your child's  
Google Email address  
@tartan.k12.oh.us &  
click "next."

# Getting Started



The screenshot shows a Google account login interface. At the top left is the Google logo. Below it, the text "Hi Tanya" is displayed, followed by a small profile icon and the email address "bratton@opsb.info". A dropdown arrow is visible to the right of the email. Below this is a text input field with the placeholder "Enter your password". Underneath the password field is a link for "Forgot password?". To the right of the password field is a blue button labeled "NEXT". A red arrow points from a red-bordered box containing the text "Click on Next" to the "NEXT" button.

5

Type in your  
**PASSWORD**  
& click "next."



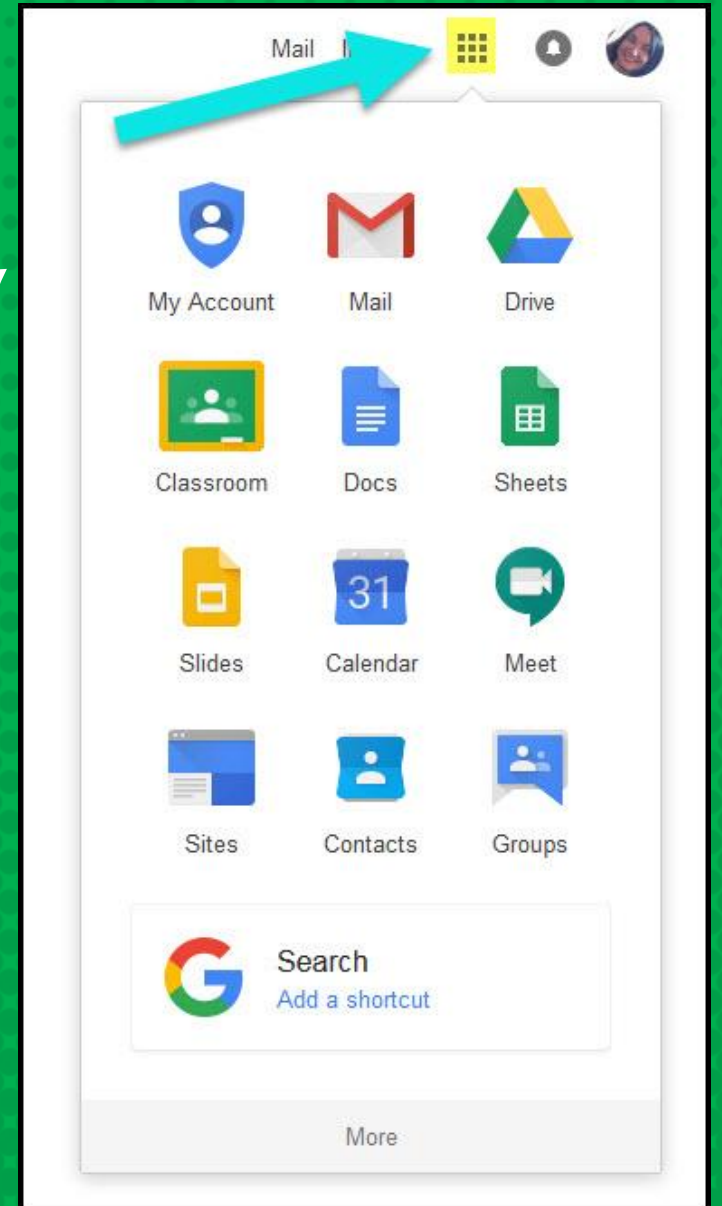


***NOW YOU'LL SEE***

that you are signed in to  
your Google Apps for  
Education account!

# GOOGLE SUITE

Click on the 9 squares (Waffle/Rubik's Cube) icon in the top right hand corner to see the Google Suite of Products!



# GOOGLE ICONS TO RECOGNIZE:



CHROME



DOCS



DRIVE



SLIDES



SHEETS



FORMS



CALENDAR



GMAIL



PHOTOS



MAPS



KEEP



CLASSROOM



MEET



HANGOUTS



SITES



CONTACTS



CLOUD



CLOUD SEARCH



YOUTUBE




NEWS



VAULT



MY ACCOUNT



GROUPS

# Navigating Classroom

1

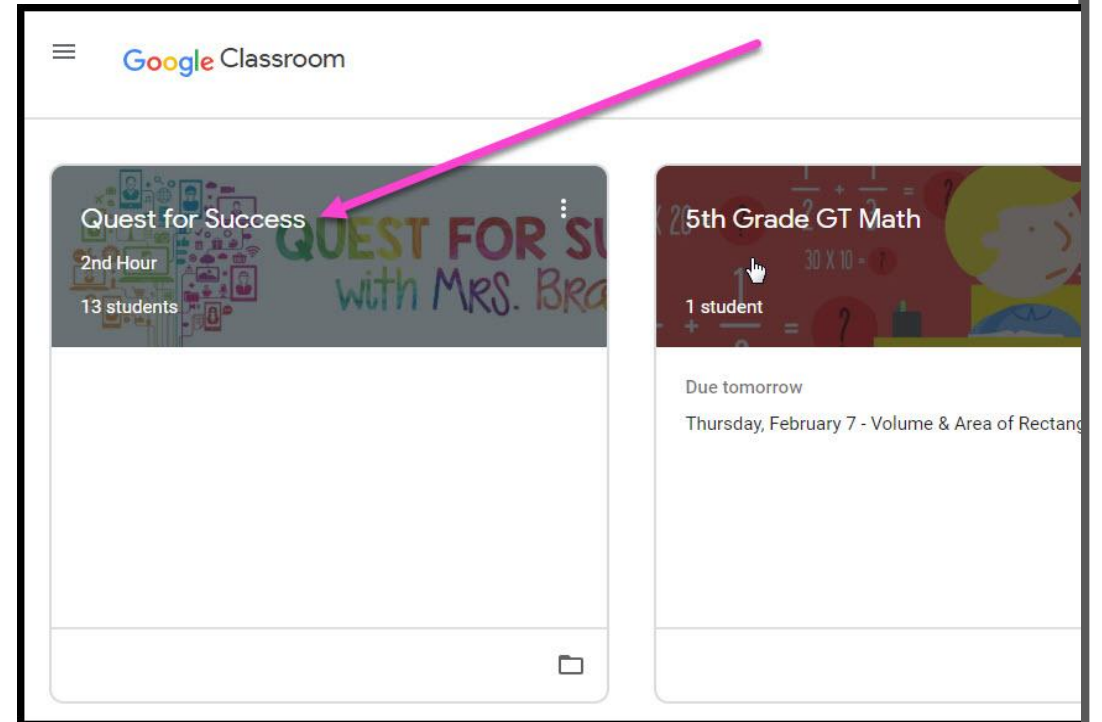
Click on the waffle button and then the [Google Classroom](#) icon.



# Navigating Classroom

2

Click on the class you wish to view.

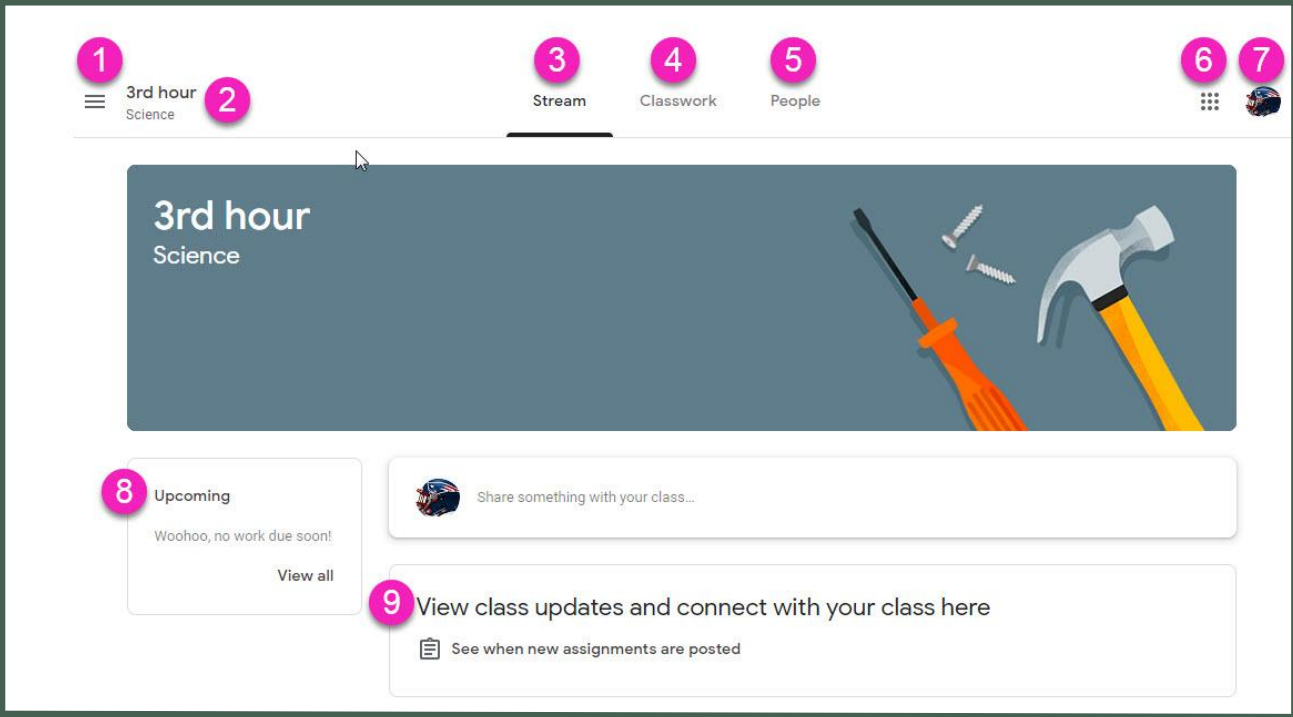


# Navigating Classroom



 = High Interest for Parents

# 3

Page tools  
(Left side)



The screenshot shows a Classroom page for '3rd hour Science'. The top navigation bar includes a menu icon (1), the current class name (2), and tabs for 'Stream' (3), 'Classwork' (4), and 'People' (5). On the right side of the top bar are a waffle button (6) and a profile picture (7). The main content area features a header for the class with a background image of tools (screwdriver, screws, hammer). Below the header is an 'Upcoming' section (8) with a message 'Woohoo, no work due soon!' and a 'View all' link. To the right of this is a text input field for sharing updates. Below the input field is a section (9) for viewing class updates and connecting with the class, including a toggle for 'See when new assignments are posted'.

- 1 Menu of Classes
- 2 Current Class
- 3 Announcements Page
- 4 Assignments 
- 5 Teacher(s) & Classmates
- 6 Waffle Button (App Directory)
- 7 Your account
- 8 Upcoming Assignments 
- 9 Updates from your teacher

# Navigating Classroom

# 4

## Assignment details

The screenshot displays the Classroom interface with the following elements and callouts:

- 1** Classwork Tab
- 2** View your work
- 3** Google Calendar and Class Drive folder
- 4** People
- 5** All topics
- 6** Benchmark Tests
- 7** Assignment Title: For the Week of September 2 - 6
- 8** Assignment Due Date: Due Today
- 9** Assignment Status: Assigned
- 10** Attached files/links: Day 1 - Multistep Equatio... PDF, Day 2 - Variables on Both... PDF, Day 3 - Infinite & No Solu... PDF, Day 4 - Algebraic Propor... PDF
- 11** Click to view assignment

**1** Classwork Tab

**2** See your Grades

**3** See Due Dates

**4** View your files

**5** Topics available

**6** Topic Headings

**7** Assignment Title

**8** Assignment Due Date

**9** Assignment Status

**10** Attached files/links

**11** Click to view assignment

# ACCESS

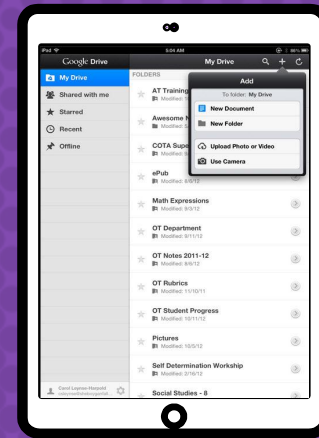
# ANYWHERE



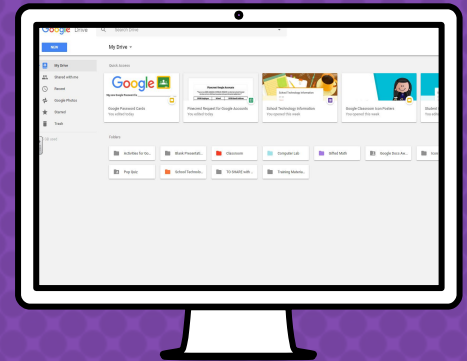
**ANDROID**



**IPHONE**



**TABLET**



**DESKTOP**





# GOOGLE APPS

---

allow you to edit Google assignments from any device that is connected to the internet!



Download on the  
App Store



GET IT ON  
Google Play

# QUESTIONS?



Email me at  
[andrew.mader@tartan.k12.oh.us](mailto:andrew.mader@tartan.k12.oh.us)